

Oticon On IFTTT guide

Send text message when hearing aid battery is low

What you will need:

Opn hearing aid · iPhone 5 (or later)
Oticon ON app · ON account · IFTTT account

Initial Preparation

How to set up your iPhone:

- Go to app store on your iPhone
- Find the Oticon ON app in the apps section of the search results and click on the icon
- Find and press the Install button to download and install the app on your iPhone
- Open the Oticon ON app. Follow the instructions in the ON account creation section in the app

How to create an IFTTT account:

- Go to www.ifttt.com
- Press 'sign up' in the upper right corner
- Fill in your information and press 'Create account'

Create your free account

You're only seconds away from doing more with the products you love.

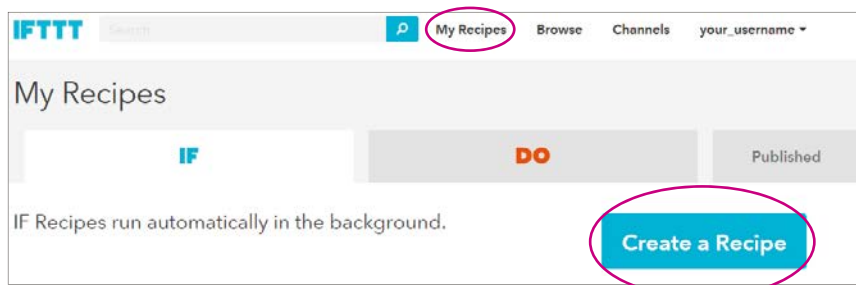
Your Email

Choose a Password

Create account

1

Go to www.ifttt.com, log in with your IFTTT account and click on 'My Recipes' in the top bar, followed by 'Create a Recipe'.



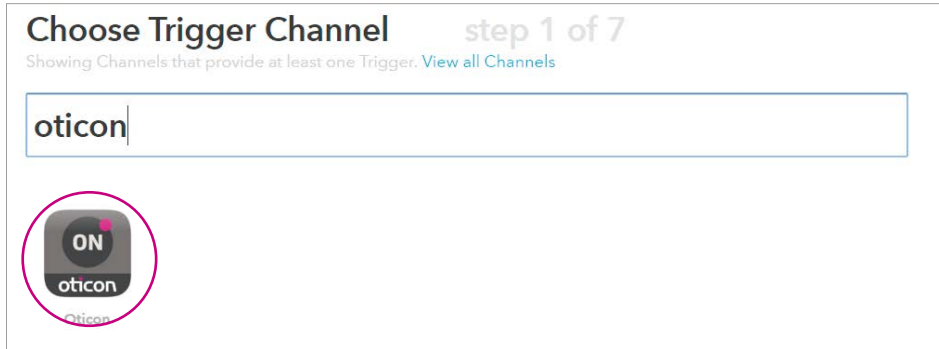
2

Click on the big blue 'this'



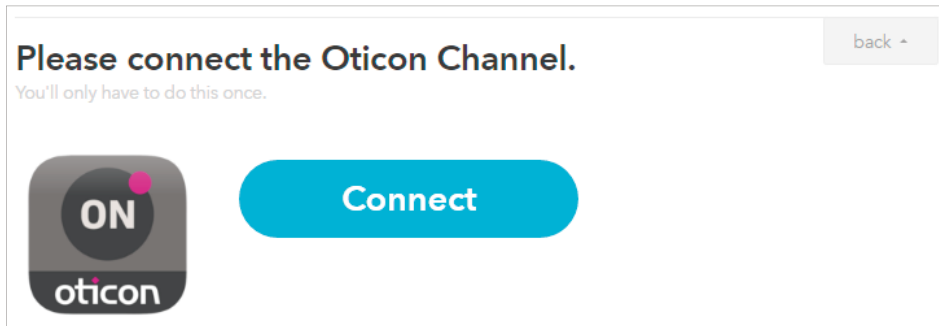
3

In the search field, type 'oticon', and click on the 'Oticon ON' button



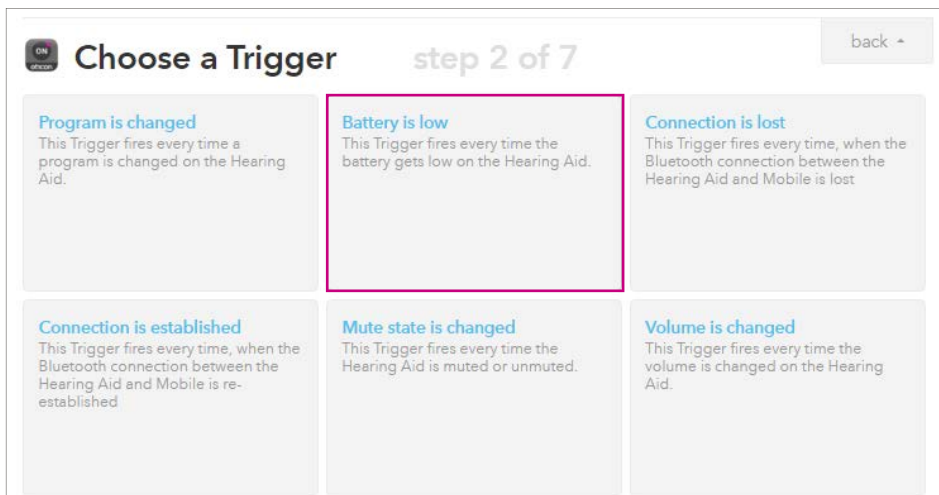
4

Click on Connect. In the pop-up window: Log in with your Oticon ON account. Click on 'Continue to the next step'



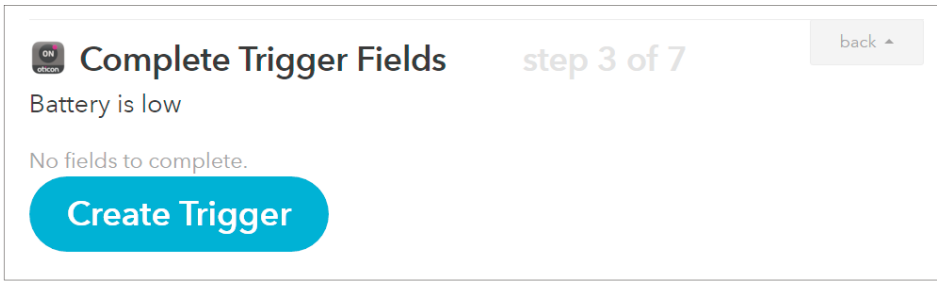
5

Choose the 'Battery is low' trigger by clicking on it.



6

Click on the blue 'Create Trigger' button



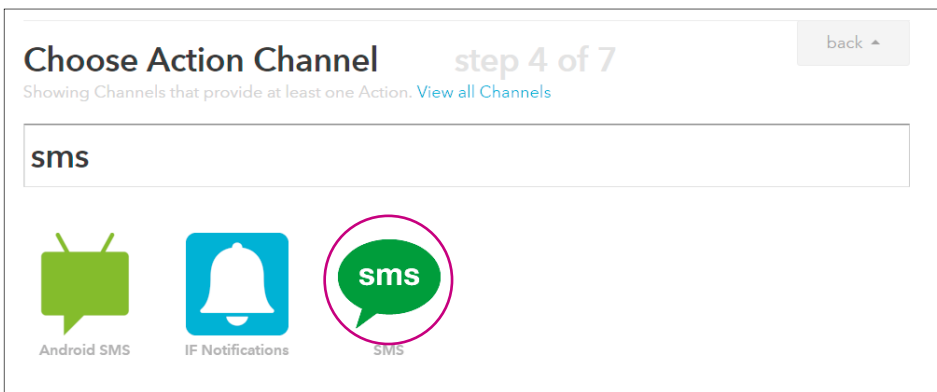
7

Click on the big blue 'that'



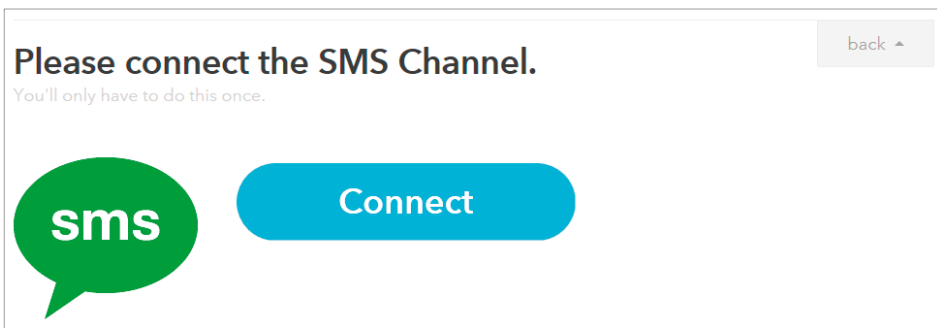
8

Type in 'sms' and choose the 'SMS' icon by clicking on it



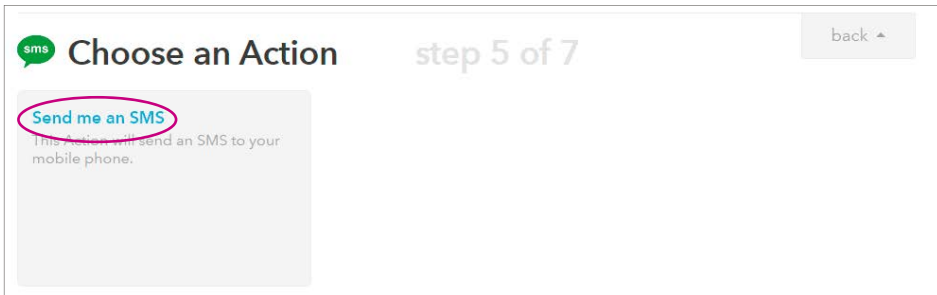
9

Click on Connect. In the pop-up window: follow the SMS registration guide. 'Continue to the next step'.



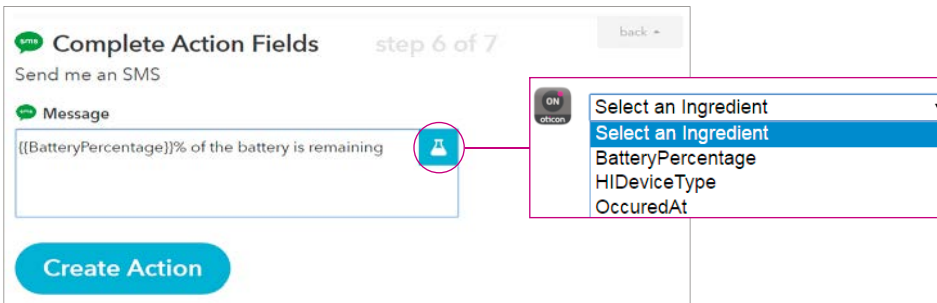
10

Choose the action 'Send me an SMS' by clicking on it



11

In the message window you can now enter the message you want to be sent. You can add the battery percentage or other information about the hearing aid in the message by clicking in the box and then on the blue bottle inside the text box. Here the battery percentage is included. At the end click on 'Create Action'.



12

Finally click on 'Create Recipe' to create and activate the recipe which sends an SMS when the hearing aid battery is low.

