


Technical data sheet

OTICON | O_{pn} ITC, ITE HS & FS 75



Oticon O_{pn}™ ITC, ITE HS & FS introduce an updated faceplate design.

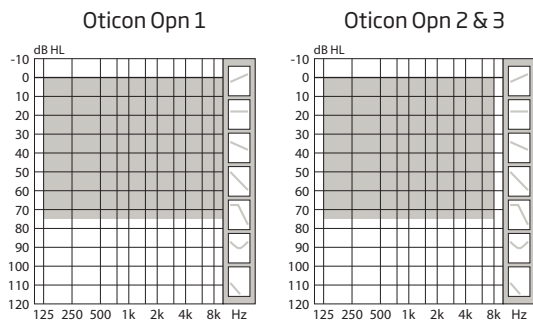
OpenSound Navigator™ provides better speech understanding by continuously analysing the environment, balancing all sound sources and attenuating the dominating noise.

TwinLink™ wireless technology combines binaural communication and 2.4 GHz connectivity in stereo directly to external digital devices with very low power consumption. 2.4 GHz is an optional.

Oticon O_{pn} is a Made for iPhone® hearing aid.

Oticon O_{pn} is built on the Velox™ platform, providing frequency resolution in 64 channels (O_{pn} 1).

Fully programmable with updatable firmware, the Velox platform is ready for the future.



75

General features:

- Digital Programmable
- Automatic or Manual Volume Control
- Maximum Output Control System
- MPO-Maximum Power Output
- GC-Gain Control
- AGC-Automatic Gain Control
- Noise Reduction
- Feedback Management
- Dual Microphone
- 4 Programs (when push button is selected)

	Oticon O _{pn} 1	Oticon O _{pn} 2	Oticon O _{pn} 3
Speech Understanding			
OpenSound Navigator™	Level 1	Level 2	Level 3
- Balancing power effect	100%	50%	50%
- Max. noise removal	9 dB	5 dB	3 dB
Speech Guard™ LX	Level 1	Level 2	Level 3
Spatial Sound™ LX	4 estimators	2 estimators	2 estimators
Soft Speech Booster LX	•	•	•
Speech Rescue™ LX	•	•	•
Sound Quality			
Clear Dynamics	•	•	-
Spatial Noise Management	•	•	-
Fitting Bandwidth*	10 KHz	8 KHz	8 KHz
Processing Channels	64	48	48
Bass Boost (streaming)	•	•	•
Listening Comfort			
Transient Noise Management	4 configurations	On/Off	On/Off
Feedback shield LX	•	•	•
Wind Noise Management	•	•	•
Binaural Coordination***	•	•	•
Personalisation & Optimising Fitting			
YouMatic™ LX	3 configurations	2 configurations	1 configuration
Fitting Bands	16	14	12
Multiple Directionality Options	•	•	•
Adaptation Management	•	•	•
Oticon Firmware Updater	•	•	•
Fitting Formulas	VAC+, NAL-NL1+2, DSL v5.0	VAC+, NAL-NL1+2, DSL v5.0	VAC+, NAL-NL1+2, DSL v5.0
Acoustic Notifications	•	•	•
Connecting to the World			
Stereo streaming (2.4 GHz)	○	○	○
Oticon ON App	○	○	○
ConnectClip	○	○	○
Remote Control 3.0	○	○	○
TV Adapter 3.0	○	○	○
Autophone	○	○	○
Tinnitus SoundSupport™***	•	•	•
Battery life, hours**	55-60 / 100-115	55-60 / 100-115	55-60 / 100-115

* Bandwidth accessible for gain adjustments during fitting

** Battery size 312 - IEC PR41 / Battery size 13 - IEC PR48.

Real usage battery life is shown as an estimated interval based on mixed use cases with variable amplification settings and variable input levels, incl. direct stereo streaming from a TV (25% of the time) and streaming from a mobile phone (6% of the time).

*** If push button is choosen

• Default ○ Optional - Not included



For information on compatibility, please visit www.oticon.global/connectivity.

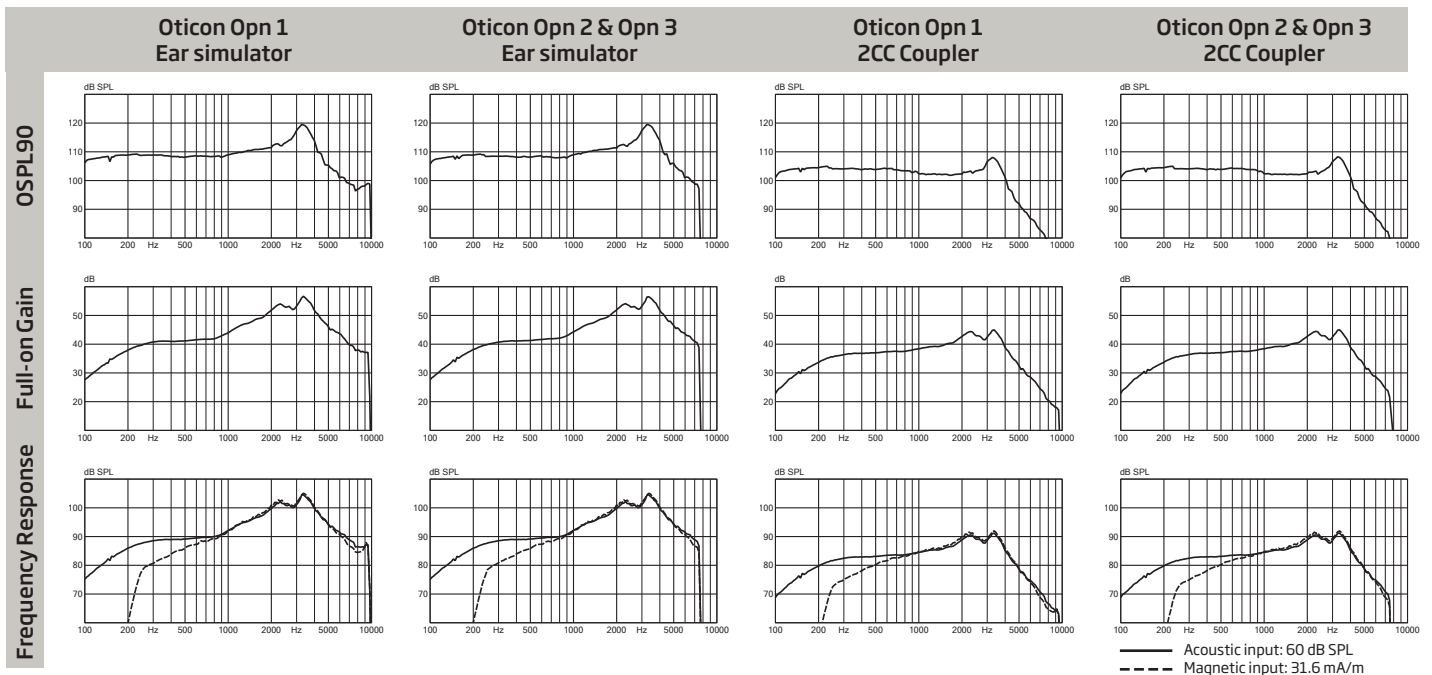


Technical data Measured according to		Ear Simulator IEC 60118-0:1983/AMD1:1994, IEC 60118-0:2015, IEC 60118-1:1995+AMD1:1998 CSV and IEC 60318-4:2010			ZCC Coupler ANSI S3.22:2014, IEC 60118-0:2015 and IEC 60318-5:2006		
Oticon Opn ITC ITE HS & FS 75		Opn 1	Opn 2	Opn 3	Opn 1	Opn 2	Opn 3
Frequency range Hz		110-9500	110-7500	110-7500	100-7500	100-7500	100-7500
MPO-OSPL90	Peak	120 dB SPL			108 dB SPL		
	1600 Hz	111 dB SPL			102 dB SPL		
	HFA-OSPL90	111 dB SPL			103 dB SPL		
Full-on gain*	Peak	57 dB			45 dB		
	1600 Hz	49 dB			40 dB		
	HFA-FOG	49 dB			41 dB		
Reference test gain		37 dB			27 dB		
Telecoil output (1600 Hz)	1 mA/m field	79 dB SPL			-		
	10 mA/m field	99 dB SPL			-		
	SPLITS L/R	-			83/83 dB SPL		
Total harmonic distortion (Input 70 dB SPL)	500 Hz	2 %			< 2 %		
	800 Hz	3 %			< 2 %		
	1600 Hz	4 %			< 2 %		
Equivalent input noise level	Omni	18 dB SPL			16 dB SPL		
	Dir	27 dB SPL			27 dB SPL		
Battery consumption**	Typical	1.7 mA			1.8 mA		
	Quiescent	1.7 mA			1.7 mA		
Battery life, calculated, hours 312 and 13***		105 / 180			105 / 175		
IRIL (IEC 60118-13:2016)		700/1400/2000 MHz: 19/12/7 dB SPL					

* Measured with the gain control of the hearing aid set to its full-on position minus 20 dB and with an input SPL of 70 dB. This is to obtain a gain response equal to the full-on gain response from e.g. IEC 60118-0+A1:1994 but without influence of feedback.

** Battery current is measured according to IEC 60118-0:1983/AMD1:1994 §7.11, IEC 60118-0:2015 §7.7 and ANSI S3.22:2014 §6.13 after a settling time of minimum 3 minutes.

*** Based on the standardised battery consumption measurement (IEC 60118-0:1983/AMD1:1994). The actual battery life depends on battery quality, use pattern, active feature set, hearing loss and sound environment.



Technical information: Omnidirectional mode is used unless otherwise stated.

Operating conditions

Temperature: +1°C to +40°C

Relative humidity:

5% to 93%, non-condensing

Storage and transportation conditions

Temperature and humidity should not exceed the following limits for extended periods during transportation and storage.

Temperature: -25°C to +60°C

Relative humidity: 5% to 93%, non-condensing