

60 85 100 105



	Oticon Opn Play 1	Oticon Opn Play 2	
Speech Understanding	OpenSound Navigator™	Level 1	Level 3
	- Balancing power effect	100%	50%
	- Max. noise removal	9 dB	3 dB
	OpenSound Optimizer™	•	•
	Speech Guard™ LX	Level 1	Level 3
	Spatial Sound™ LX	4 estimators	2 estimators
Sound Quality	Speech Rescue™ LX	•	•
	Clear Dynamics	•	-
	Spatial Noise Management	•	-
	Fitting Bandwidth*	10 KHz	8 KHz
	Processing Channels	64	48
Listening Comfort	Bass Boost (streaming)	•	•
	Transient Noise Management	4 configurations	On/Off
	Feedback shield LX	•	•
Optimizing Fitting	Wind Noise Management	•	•
	YouMatic™ LX	3 configurations	1 configuration
	Fitting Bands	16	12
	REM AutoFit	Verifit® LINK, IMC 2**	Verifit® LINK, IMC 2**
	Pediatric Fitting Mode	•	•
	DSL Fitting Range ***	•	•
Designed for children	Fitting Formulas	DSL v5.0, NAL-NL1 + 2, VAC+	DSL v5.0, NAL-NL1 + 2, VAC+
	Hypo Allergenic	•	•
	IP Rating	IP68	IP68
	Nano Coating	•	•
	Colour Options	12	12
	Integrated 2.4 GHz Receiver	•	•

* Bandwidth accessible for gain adjustments during fitting
 ** Inter Module Communication 2
 *** Available in this Technical Data sheet and Opn Play Product Guide

Oticon Opn Play™ miniRITE is a stylish and discreet hearing aid that sits snugly behind the ear. Connectivity and remote microphone access are available through integrated 2.4 GHz technology.

OpenSound Navigator™ gives children 360° access to the full soundscape across simple and complex listening environments, constantly maximizing learning opportunities.

OpenSound Optimizer™ proactively identifies and prevents feedback before it occurs, preserving audibility and increasing fitting flexibility.

TwinLink™ wireless technology combines binaural communication and 2.4 GHz connectivity with stereo streaming directly from digital devices.

Oticon Opn Play is powered by Oticon's Velox S™ platform which offers marketleading speed and resolution and takes pediatric hearing care to a new level.

Operating conditions
 Temperature: +1°C to +40°C
 Relative humidity: 5% to 93%, non-condensing

Storage and transportation conditions
 Temperature and humidity should not exceed the following limits for extended periods during transportation and storage.
 Temperature: -25°C to +60°C
 Relative humidity: 5% to 93%, non-condensing

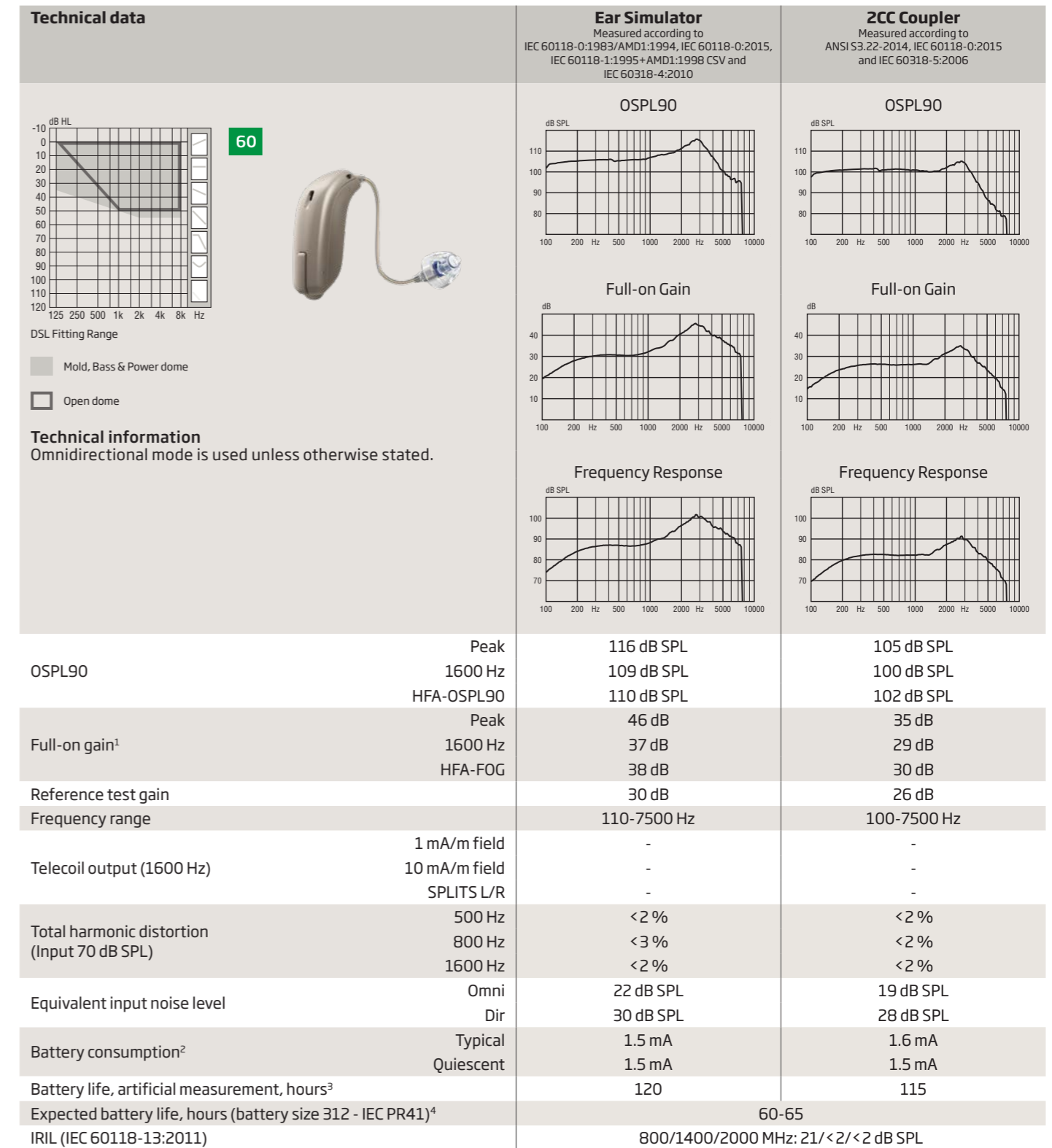
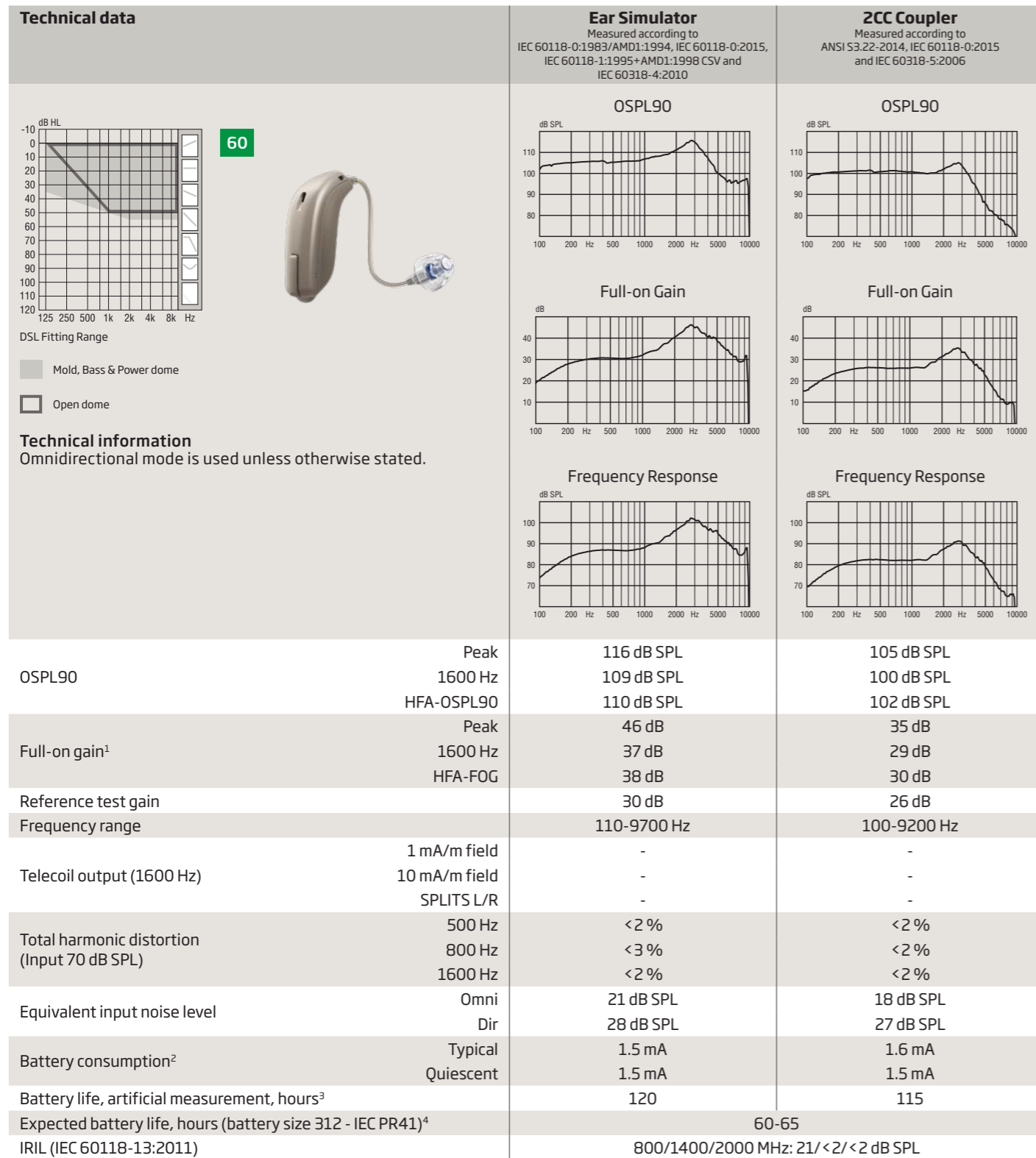


Oticon Opn Play 1

miniRITE 60

Oticon Opn Play 2

miniRITE 60



1) Measured with the gain control of the hearing aid set to its full-on position minus 20 dB and with an input SPL of 70 dB. This is to obtain a gain response equal to the full-on gain response from e.g. IEC 60118-0+A1:1994 but without influence of feedback.
 2) Battery current is measured according to IEC 60118-0:1983/AMD1:1994 §7.11, IEC 60118-0:2015 §7.7 and ANSI S3.22:2014 §6.13 after a settling time of minimum 3 minutes.
 3) Based on the standardized battery consumption measurement (IEC 60118-0:1983/AMD1:1994). The actual battery life depends on battery quality, use pattern, active feature set, hearing loss and sound environment.
 4) Real usage battery life is shown as an estimated interval based on mixed use cases with variable amplification settings and variable input levels, incl. direct stereo streaming from a TV (25% of the time) and streaming from a mobile phone (6% of the time).

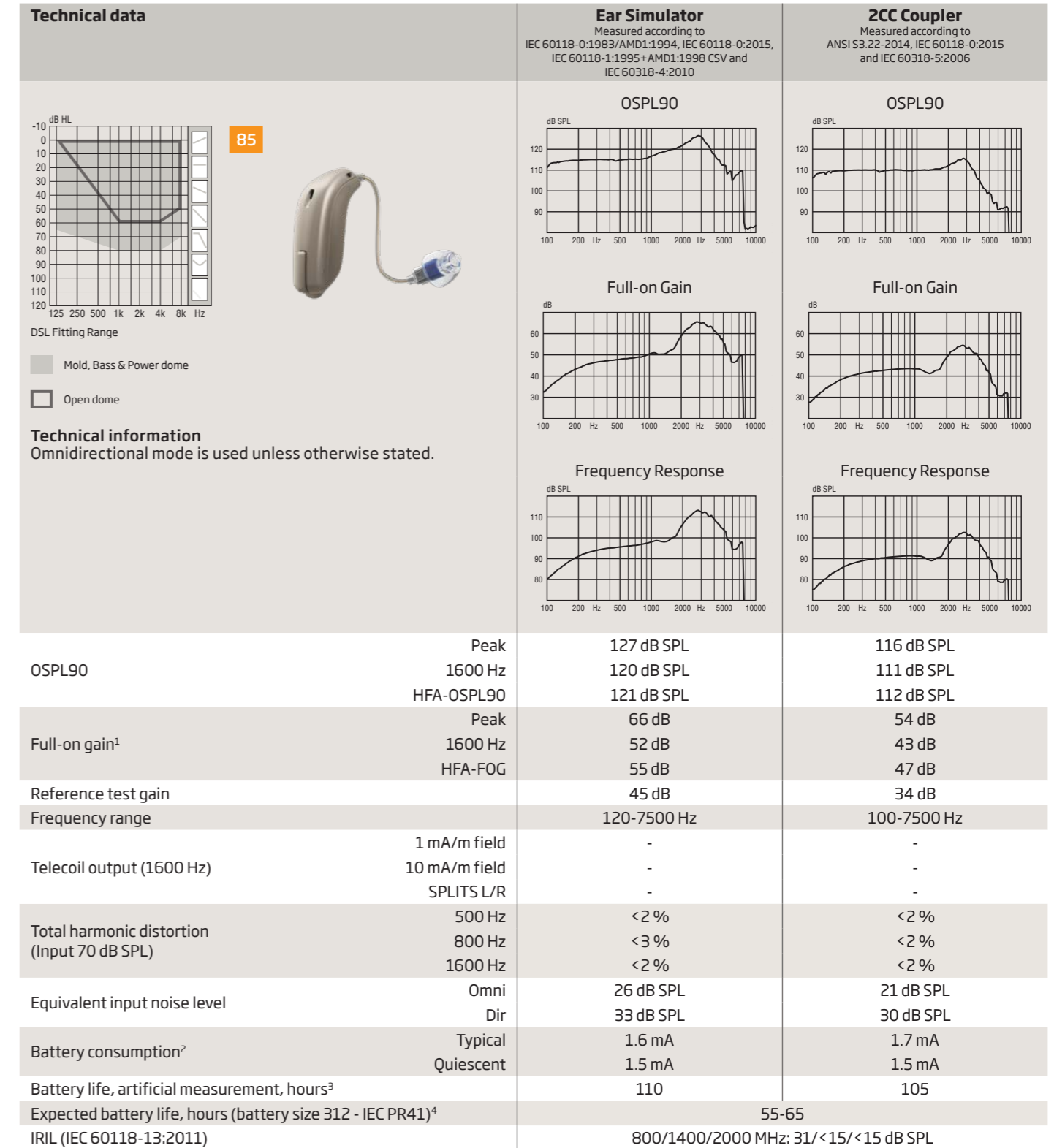
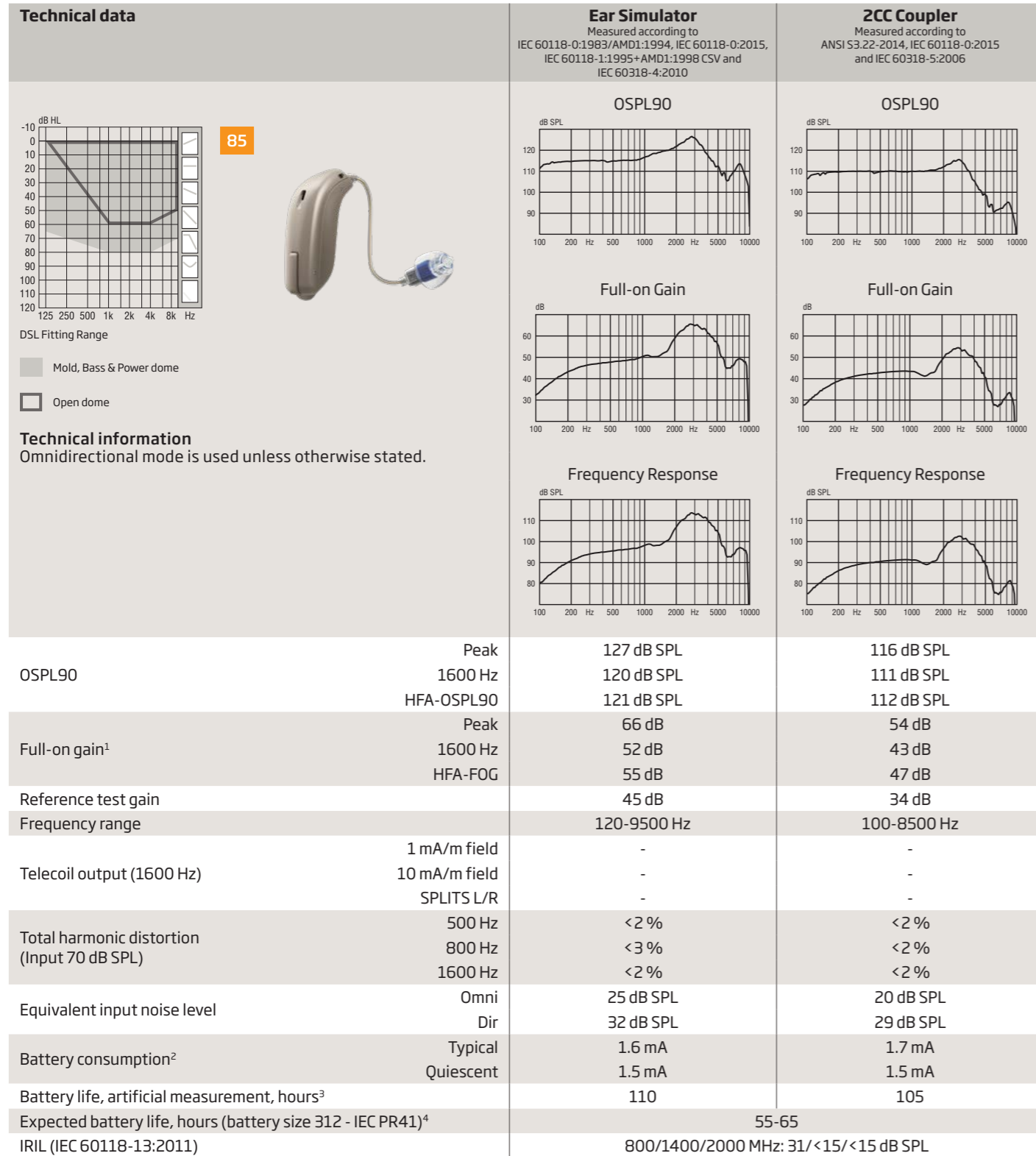
1) Measured with the gain control of the hearing aid set to its full-on position minus 20 dB and with an input SPL of 70 dB. This is to obtain a gain response equal to the full-on gain response from e.g. IEC 60118-0+A1:1994 but without influence of feedback.
 2) Battery current is measured according to IEC 60118-0:1983/AMD1:1994 §7.11, IEC 60118-0:2015 §7.7 and ANSI S3.22:2014 §6.13 after a settling time of minimum 3 minutes.
 3) Based on the standardized battery consumption measurement (IEC 60118-0:1983/AMD1:1994). The actual battery life depends on battery quality, use pattern, active feature set, hearing loss and sound environment.
 4) Real usage battery life is shown as an estimated interval based on mixed use cases with variable amplification settings and variable input levels, incl. direct stereo streaming from a TV (25% of the time) and streaming from a mobile phone (6% of the time).

Oticon Opn Play 1

miniRITE 85

Oticon Opn Play 2

miniRITE 85



1) Measured with the gain control of the hearing aid set to its full-on position minus 20 dB and with an input SPL of 70 dB. This is to obtain a gain response equal to the full-on gain response from e.g. IEC 60118-0+A1:1994 but without influence of feedback.
 2) Battery current is measured according to IEC 60118-0:1983/AMD1:1994 §7.11, IEC 60118-0:2015 §7.7 and ANSI S3.22:2014 §6.13 after a settling time of minimum 3 minutes.
 3) Based on the standardized battery consumption measurement (IEC 60118-0:1983/AMD1:1994). The actual battery life depends on battery quality, use pattern, active feature set, hearing loss and sound environment.
 4) Real usage battery life is shown as an estimated interval based on mixed use cases with variable amplification settings and variable input levels, incl. direct stereo streaming from a TV (25% of the time) and streaming from a mobile phone (6% of the time).


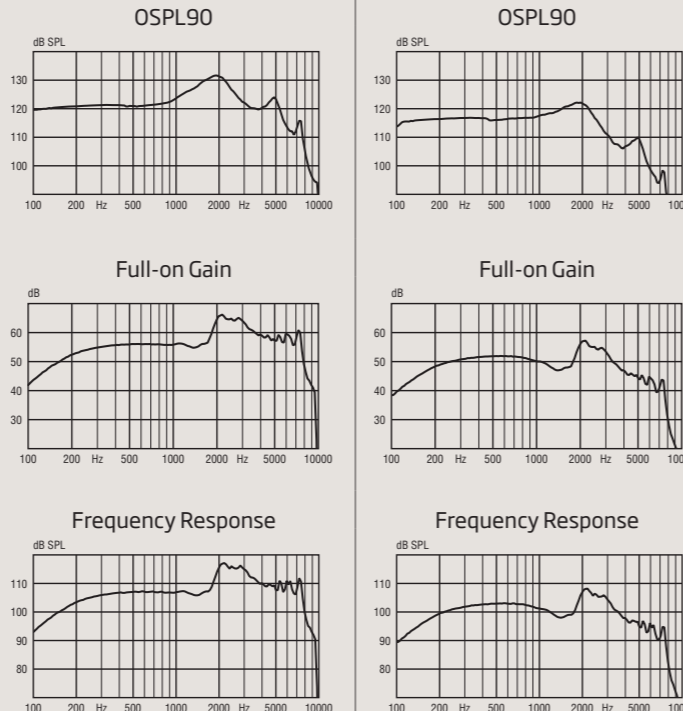
1) Measured with the gain control of the hearing aid set to its full-on position minus 20 dB and with an input SPL of 70 dB. This is to obtain a gain response equal to the full-on gain response from e.g. IEC 60118-0+A1:1994 but without influence of feedback.
 2) Battery current is measured according to IEC 60118-0:1983/AMD1:1994 §7.11, IEC 60118-0:2015 §7.7 and ANSI S3.22:2014 §6.13 after a settling time of minimum 3 minutes.
 3) Based on the standardized battery consumption measurement (IEC 60118-0:1983/AMD1:1994). The actual battery life depends on battery quality, use pattern, active feature set, hearing loss and sound environment.
 4) Real usage battery life is shown as an estimated interval based on mixed use cases with variable amplification settings and variable input levels, incl. direct stereo streaming from a TV (25% of the time) and streaming from a mobile phone (6% of the time).


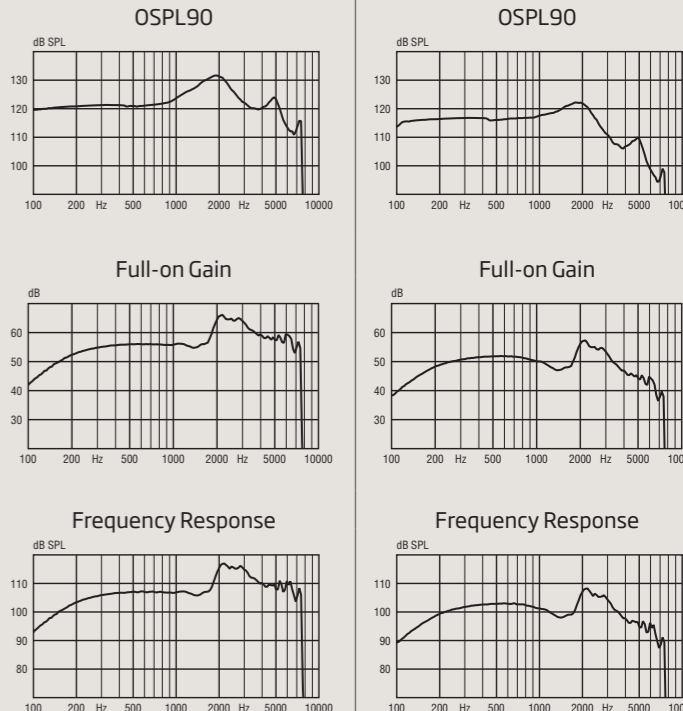
Oticon Opn Play 1

miniRITE 100

Oticon Opn Play 2

miniRITE 100

Technical data		Ear Simulator Measured according to IEC 60118-0:1983/AMD1:1994, IEC 60118-0:2015, IEC 60118-1:1995+AMD1:1998 CSV and IEC 60318-4:2010	ZCC Coupler Measured according to ANSI S3.22-2014, IEC 60118-0:2015 and IEC 60318-5:2006
 <p>DSL Fitting Range</p> <p>Power flex mold, Bass & Power dome</p>			
Technical information Omnidirectional mode is used unless otherwise stated.		Instrument warning The maximum output capability of the hearing instrument may exceed 132 dB SPL (IEC 711). Special care should be exercised in selecting and fitting the instrument as there may be risk of impairing the remaining hearing of the hearing aid user.	
OSPL90	Peak 1600 Hz HFA-OSPL90	132 dB SPL 130 dB SPL 127 dB SPL	122 dB SPL 121 dB SPL 118 dB SPL
Full-on gain ¹	Peak 1600 Hz HFA-FOG	66 dB 56 dB 59 dB	57 dB 48 dB 51 dB
Reference test gain		49 dB	42 dB
Frequency range		100-8500 Hz	100-8000 Hz
Telecoil output (1600 Hz)	1 mA/m field 10 mA/m field SPLITS L/R	- - -	- - -
Total harmonic distortion (Input 70 dB SPL)	500 Hz 800 Hz 1600 Hz	<7% <4% <2%	<2% <2% <2%
Equivalent input noise level	Omni Dir	23 dB SPL 32 dB SPL	19 dB SPL 30 dB SPL
Battery consumption ²	Typical Quiescent	1.5 mA 1.5 mA	1.7 mA 1.5 mA
Battery life, artificial measurement, hours ³		115	105
Expected battery life, hours (battery size 312 - IEC PR41) ⁴		50-65	
IRIL (IEC 60118-13:2011)		800/1400/2000 MHz: 25/<20/<20 dB SPL	

Technical data		Ear Simulator Measured according to IEC 60118-0:1983/AMD1:1994, IEC 60118-0:2015, IEC 60118-1:1995+AMD1:1998 CSV and IEC 60318-4:2010	ZCC Coupler Measured according to ANSI S3.22-2014, IEC 60118-0:2015 and IEC 60318-5:2006
 <p>DSL Fitting Range</p> <p>Power flex mold, Bass & Power dome</p>			
Technical information Omnidirectional mode is used unless otherwise stated.		Instrument warning The maximum output capability of the hearing instrument may exceed 132 dB SPL (IEC 711). Special care should be exercised in selecting and fitting the instrument as there may be risk of impairing the remaining hearing of the hearing aid user.	
OSPL90	Peak 1600 Hz HFA-OSPL90	132 dB SPL 130 dB SPL 127 dB SPL	122 dB SPL 121 dB SPL 118 dB SPL
Full-on gain ¹	Peak 1600 Hz HFA-FOG	66 dB 56 dB 59 dB	57 dB 48 dB 51 dB
Reference test gain		49 dB	42 dB
Frequency range		100-7500 Hz	100-7500 Hz
Telecoil output (1600 Hz)	1 mA/m field 10 mA/m field SPLITS L/R	- - -	- - -
Total harmonic distortion (Input 70 dB SPL)	500 Hz 800 Hz 1600 Hz	<7% <4% <2%	<2% <2% <2%
Equivalent input noise level	Omni Dir	23 dB SPL 32 dB SPL	19 dB SPL 30 dB SPL
Battery consumption ²	Typical Quiescent	1.5 mA 1.5 mA	1.7 mA 1.5 mA
Battery life, artificial measurement, hours ³		115	105
Expected battery life, hours (battery size 312 - IEC PR41) ⁴		50-65	
IRIL (IEC 60118-13:2011)		800/1400/2000 MHz: 25/<20/<20 dB SPL	

1) Measured with the gain control of the hearing aid set to its full-on position minus 20 dB and with an input SPL of 70 dB. This is to obtain a gain response equal to the full-on gain response from e.g. IEC 60118-0+A1:1994 but without influence of feedback.
 2) Battery current is measured according to IEC 60118-0:1983/AMD1:1994 §7.11, IEC 60118-0:2015 §7.7 and ANSI S3.22:2014 §6.13 after a settling time of minimum 3 minutes.
 3) Based on the standardized battery consumption measurement (IEC 60118-0:1983/AMD1:1994). The actual battery life depends on battery quality, use pattern, active feature set, hearing loss and sound environment.
 4) Real usage battery life is shown as an estimated interval based on mixed use cases with variable amplification settings and variable input levels, incl. direct stereo streaming from a TV (25% of the time) and streaming from a mobile phone (6% of the time).

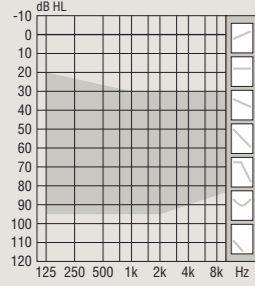

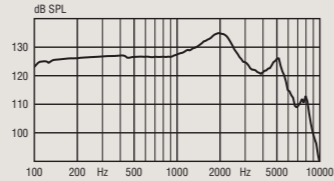
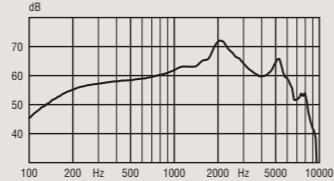
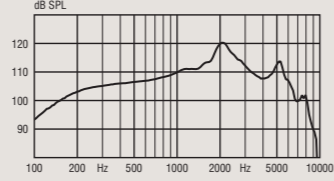
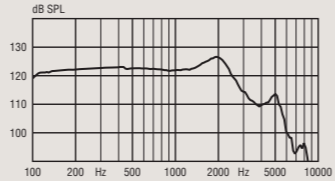
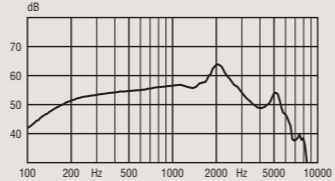
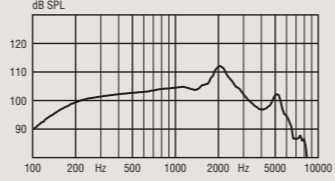
1) Measured with the gain control of the hearing aid set to its full-on position minus 20 dB and with an input SPL of 70 dB. This is to obtain a gain response equal to the full-on gain response from e.g. IEC 60118-0+A1:1994 but without influence of feedback.
 2) Battery current is measured according to IEC 60118-0:1983/AMD1:1994 §7.11, IEC 60118-0:2015 §7.7 and ANSI S3.22:2014 §6.13 after a settling time of minimum 3 minutes.
 3) Based on the standardized battery consumption measurement (IEC 60118-0:1983/AMD1:1994). The actual battery life depends on battery quality, use pattern, active feature set, hearing loss and sound environment.
 4) Real usage battery life is shown as an estimated interval based on mixed use cases with variable amplification settings and variable input levels, incl. direct stereo streaming from a TV (25% of the time) and streaming from a mobile phone (6% of the time).

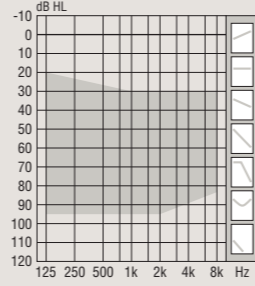

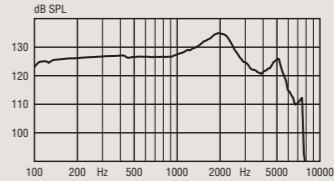
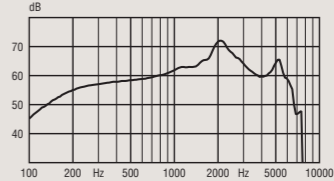
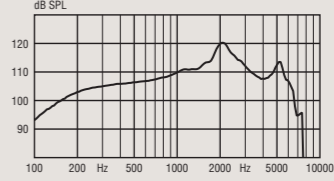
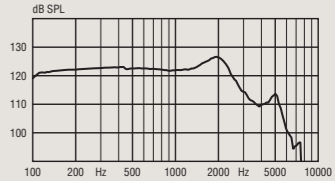
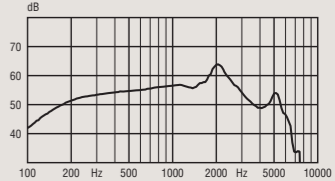
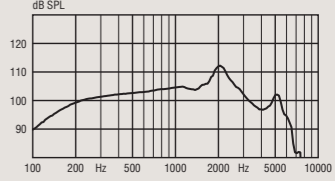
Oticon Opn Play 1

miniRITE 105

Oticon Opn Play 2

miniRITE 105

Technical data		Ear Simulator Measured according to IEC 60118-0:1983/AMD1:1994, IEC 60118-0:2015, IEC 60118-1:1995+AMD1:1998 CSV and IEC 60318-4:2010	ZCC Coupler Measured according to ANSI S3.22-2014, IEC 60118-0:2015 and IEC 60318-5:2006
  <p>105</p> <p>DSL Fitting Range</p> <p>Power flex mold</p>		  	  
OSPL90	Peak 1600 Hz HFA-OSPL90	135 dB SPL 132 dB SPL 130 dB SPL	127 dB SPL 125 dB SPL 122 dB SPL
Full-on gain ¹	Peak 1600 Hz HFA-FOG	72 dB 65 dB 65 dB	64 dB 57 dB 57 dB
Reference test gain		58 dB	46 dB
Frequency range		100-8200 Hz	100-7800 Hz
Telecoil output (1600 Hz)	1 mA/m field 10 mA/m field SPLITS L/R	- - -	- - -
Total harmonic distortion (Input 70 dB SPL)	500 Hz 800 Hz 1600 Hz	<2 % <2 % <3 %	<2 % <2 % <2 %
Equivalent input noise level	Omni Dir	18 dB SPL 28 dB SPL	18 dB SPL 29 dB SPL
Battery consumption ²	Typical Quiescent	1.6 mA 1.5 mA	1.7 mA 1.5 mA
Battery life, artificial measurement, hours ³		110	105
Expected battery life, hours (battery size 312 - IEC PR41) ⁴		45-65	
IRIL (IEC 60118-13:2011)		800/1400/2000 MHz: 31/<16/<16 dB SPL	

Technical data		Ear Simulator Measured according to IEC 60118-0:1983/AMD1:1994, IEC 60118-0:2015, IEC 60118-1:1995+AMD1:1998 CSV and IEC 60318-4:2010	ZCC Coupler Measured according to ANSI S3.22-2014, IEC 60118-0:2015 and IEC 60318-5:2006
  <p>105</p> <p>DSL Fitting Range</p> <p>Power flex mold</p>		  	  
OSPL90	Peak 1600 Hz HFA-OSPL90	135 dB SPL 132 dB SPL 130 dB SPL	127 dB SPL 125 dB SPL 122 dB SPL
Full-on gain ¹	Peak 1600 Hz HFA-FOG	72 dB 65 dB 65 dB	64 dB 57 dB 57 dB
Reference test gain		58 dB	46 dB
Frequency range		100-7500 Hz	100-6500 Hz
Telecoil output (1600 Hz)	1 mA/m field 10 mA/m field SPLITS L/R	- - -	- - -
Total harmonic distortion (Input 70 dB SPL)	500 Hz 800 Hz 1600 Hz	<2 % <2 % <3 %	<2 % <2 % <2 %
Equivalent input noise level	Omni Dir	18 dB SPL 28 dB SPL	18 dB SPL 29 dB SPL
Battery consumption ²	Typical Quiescent	1.6 mA 1.5 mA	1.7 mA 1.5 mA
Battery life, artificial measurement, hours ³		110	105
Expected battery life, hours (battery size 312 - IEC PR41) ⁴		45-65	
IRIL (IEC 60118-13:2011)		800/1400/2000 MHz: 31/<16/<16 dB SPL	

1) Measured with the gain control of the hearing aid set to its full-on position minus 20 dB and with an input SPL of 70 dB. This is to obtain a gain response equal to the full-on gain response from e.g. IEC 60118-0+A1:1994 but without influence of feedback.
 2) Battery current is measured according to IEC 60118-0:1983/AMD1:1994 §7.11, IEC 60118-0:2015 §7.7 and ANSI S3.22:2014 §6.13 after a settling time of minimum 3 minutes.
 3) Based on the standardized battery consumption measurement (IEC 60118-0:1983/AMD1:1994). The actual battery life depends on battery quality, use pattern, active feature set, hearing loss and sound environment.
 4) Real usage battery life is shown as an estimated interval based on mixed use cases with variable amplification settings and variable input levels, incl. direct stereo streaming from a TV (25% of the time) and streaming from a mobile phone (6% of the time).

1) Measured with the gain control of the hearing aid set to its full-on position minus 20 dB and with an input SPL of 70 dB. This is to obtain a gain response equal to the full-on gain response from e.g. IEC 60118-0+A1:1994 but without influence of feedback.
 2) Battery current is measured according to IEC 60118-0:1983/AMD1:1994 §7.11, IEC 60118-0:2015 §7.7 and ANSI S3.22:2014 §6.13 after a settling time of minimum 3 minutes.
 3) Based on the standardized battery consumption measurement (IEC 60118-0:1983/AMD1:1994). The actual battery life depends on battery quality, use pattern, active feature set, hearing loss and sound environment.
 4) Real usage battery life is shown as an estimated interval based on mixed use cases with variable amplification settings and variable input levels, incl. direct stereo streaming from a TV (25% of the time) and streaming from a mobile phone (6% of the time).



Manufactured by:
Oticon A/S
Kongebakken 9
DK-2765 Smørum
Denmark
www.oticon.global

Imported and
Distributed by:
Audmet Canada Ltd
1600-4950 Yonge St
Toronto, ON M2N 6K1
www.oticon.ca

www.oticon.ca

oticon
PEOPLE FIRST