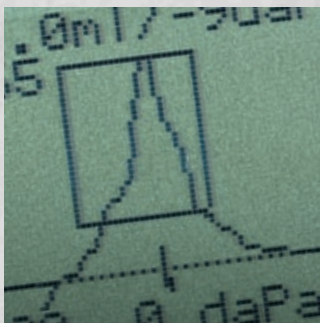

MT10 Handheld Tympanometer


The MT10 automatic tympanometer is fast and easy to operate and provides objective measures that cannot be obtained by otoscopy alone



Easy screening with MT10



A healthy middle ear will produce a tympanogram easily recognized by its shape. The peak will be within the pass / refer box.



The acoustic reflex test (optional) may be performed to support and enhance the diagnosis. Pass / refer is easily determined.

In modern care settings fast and reliable testing is paramount. The MT10 is built to meet these requirements in an easy and cost effective way.

Easy and fast tympanograms

Results can be obtained with little efforts and with no response required from the patient. This is especially beneficial when dealing with difficult-to-test patients or small children. For example otitis media, a major cause of temporary or permanent hearing impairment in children, can be easily and quickly detected with the MT10.

Professional use

The MT10 is well suited for diagnostic use as tympanograms and optional reflex responses are all recorded with great detail. With the MT10 you can detect otitis media, a perforated eardrum, cholesteatomas and certain neurological disorders.

You can also check tympanostomy tubes and follow up on post medical treatments.

Portability

- Lightweight
- Handheld device
- Load data for printing
- Optional carrying case, thermal printer and infrared USB adapter for PC integration available



Ipsilateral Acoustic Reflex

Four different reflex tests may be performed per ear using either fixed or automatic intensity selection.

The test is carried out at the correct pressure level and the actual reflex characteristics are displayed on the screen for the operator to view and interpret.


- 4 frequencies (500, 1000, 2000, 4000 Hz)
- Single or multiple dB level threshold search
- Auto detection of threshold

30 patients in memory

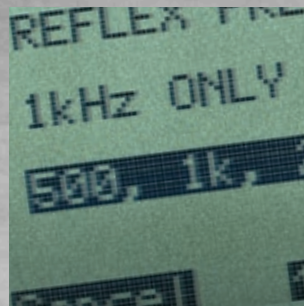
The MT10 can hold test results of up to 30 patients in its memory. This makes it possible to screen a large group of patients and print out the data at a later time.



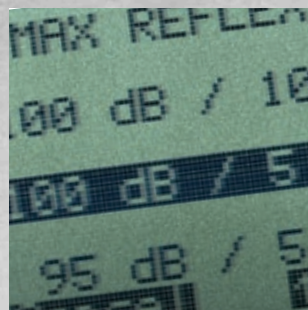
Otitis media can be easily and quickly detected with the MT10.



It is easy to delete, print or send records to the PC (requires the optional USB adaptor to transfer or print data).



MT10 offers 4 reflex frequencies



4 reflex levels are available in the optional reflex test (85-100dB)

PC-integration

The MT10 offers PC-integration using the Diagnostic Suite Windows® software for transferring tympanometric data to the PC.

The diagnostic suite offers features such as:

- Tympanometric data transfer
- Advanced print layout wizard
- Personalized and combined reporting
- Advanced report page
- Patient and session handling
- Full database integration: OtoAccess™ and Noah compatible

MT10 highlights

- -400 to +200 daPa
- Ipsilateral Reflexes (optional)
- 30 patient memory
- Fast & reliable



Example of printout from the optional thermal printer

Optional carrying case





Interacoustics

Interacoustics is a world leading provider of diagnostic solutions in the field of hearing and balance assessment. Since 1967 we have designed and manufactured our innovative diagnostic solutions for the world of audiology with a constant focus on providing our customers with quality, dependable products.

With you at all times

We operate in over 100 countries worldwide through a carefully selected network of distributors and service centres. Purchasing an Interacoustics product guarantees not only a quality product, but also direct access to our highly professional training and support service.

Product specifications

All technical and hardware specifications concerning the MT10 can be downloaded from our website.

Read more at
interacoustics-us.com

Interacoustics USA

10393 West 70th Street
eEden Prairie, MN 55344

T +1 800 947 6334
F +1 952 903 4200

info@interacoustics-us.com
interacoustics-us.com

Go online to
explore our
full product
range



Interacoustics