



GSI 39 AUTO TYMP™

PURE TONE & TYMPANOMETRY SCREENER



Setting The Clinical Standard





GSI 39 AUTO TYMP™

PURE TONE & TYMPANOMETRY SCREENER

EMR/EHR
Compatible



The GSI 39 Auto Tymp provides a flexible screening product for tympanometry, acoustic reflex measurements and audiometry to meet your testing needs today and in the future. It is available in 5 different versions. Choose the features needed today and upgrade easily to the additional features as your needs grow in the future. These upgrades can be done in your facility by your local GSI authorized distributor.

In addition, each version can also provide the option of 1,000 Hz testing capability for tympanometry (versions 1 through 5) and tympanometry/reflexes (versions 1 through 4). The addition of 1,000 Hz allows tympanometry and tympanometry/reflex testing on babies under 6 months of age. This is a helpful tool when isolating the likely cause of a “refer” from a newborn hearing screening program.

The GSI 39 Auto Tymp is lightweight and portable. It is designed to make detection and documentation of middle ear pathologies fast and accurate.

Tympanometry – 226 Hz

- Ear Canal Volume (ECV)
- Compliance Peak (cm3)
- Pressure at peak of the tympanometry (daPa)
- Gradient (GR) in daPa (width of the tympanometry)

The tympanograms and summary information are clearly shown on the crisp LCD once the test is complete. LEDs on the probe guide the examiner through the test sequence. All test results may be printed on the internal printer or transferred to GSI Suite. The ASHA normal box may be shown as a guide on the display and printouts, if desired. A hand held probe is provided with versions providing 226 Hz only measurements.



Tympanometry – 1,000 Hz

- Admittance at +200 daPa (C1)
- Admittance at tympanometry peak (mmhos)
- Pressure at tympanometry peak (daPa)

A special “combo” probe is supplied with all versions which combine both 226 Hz and 1,000 Hz measurement capability. Infant normal to normative ranges may be selected as a guide on the display and printouts. These infant normal values are based on the published data by Margolis et al* and represent the 5th%, 50th% and 95th% values for full-term babies.

Tymp and Reflex

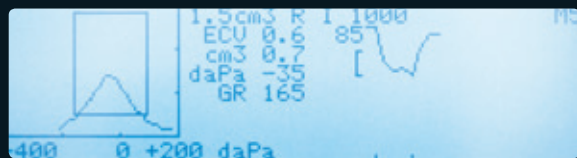
Based upon the version selected, ipsilateral and contralateral reflex measurements may be performed along with 226 Hz and 1,000 Hz tympanometry. The frequencies available are 500, 1000, 2000 and 4000 Hz for the 226 Hz measurements. A 1,000 Hz stimulus (ipsi or contra) is not available with the 1,000 Hz probe tone. All reflex results may be displayed and printed or transferred as:

- Reflex tracings and dB HL values
- dB HL values only
- Yes/No response


Any combination of ipsi and contra reflex measurements up to a maximum of 4 frequencies may be selected with 226 Hz and the optional 1,000 Hz probe tones.

*Margolis RH, Bass-Ringdahl S, Hanks WD, Holte L, Zapala DA (2003). Tympanometry in Newborn Infants – 1 kHz Norms. Journal of the American Academy of Audiology, 14, 7: 383-392.

Setting The Clinical Standard



Sample 226 Hz Tympanometry and 1000 Hz Ipsi Reflex result.



Sample Manometry result.



Audiometry

Both manual and automated audiometry are available with the GSI 39 versions 3 and 4. During manual audiometry, the operator controls the selection of frequencies, signal format (steady, pulsed and FM), intensity, tone presentation and identification of the hearing threshold values per frequency tested. For automated audiometry, the test protocol is selected in the Program mode and includes frequencies to be tested, signal format, intensity range and scoring rules. Once the test begins, the test sequence is controlled by the GSI 39 based upon the operation of the optional hand switch by the person being tested.

Test results are displayed as an audiogram on the LCD as they become available. These results can be printed in a tabular or audiogram format or transferred to GSI Suite.

The standard headset for Audiometry is the DD 45. However, the EAR 3A insert phones may be added as an option. It is possible to store the calibration values for both the DD 45 and insert phones so that a button press selects the transducer and its calibration.

Memory, Printing and Data Transfer

A maximum of 12 test results may be stored in the GSI 39 memory for review and selection for printout.

The built-in printer is standard with all versions; it provides the ability to obtain hard copies of all test results. Alternatively, the test results may be sent to an optional external printer via the built in USB port. An external desk jet printer which recognizes the PCL3 or PCL3GUI language format may be selected.

Test results may also be transferred to an external computer for data storage via the second built in USB port. This data is made Noah® 4 compatible with the GSI Suite.

Versatility and Ease-Of-Use Fits Your Needs Today and Tomorrow


	VERSIONS				
	1	2	3	4	5
226 Hz Tympanometry	■	■	■	■	■
Ipsilateral Acoustic Reflex	■	■	■	■	
Contralateral Acoustic Reflex		■	■		
Manual/Auto Audiometry			■	■	
Add 1 kHz Probe Tone	■	■	■	■	■



Standard Accessories vary with version selected.



Manual Audiogram result.



Sample 1 kHz Tymp screen with infant norms.



Setting The Clinical Standard

501C-18 Rev. C

www.grason-stadler.com

Grason-Stadler, 10395 West 70th Street, Eden Prairie, Minnesota 55344
800-700-2282 • 952-278-4402 • fax 952-278-4401 • e-mail info@grason-stadler.com

