

Product Information

ZERENA 9|7|5|3|1 miniRITE T

Zerena miniRITE T is a small, stylish, modern receiver-in-the-ear hearing instrument, suitable for mild to profound hearing losses, with a telecoil and double push button. It is a Made for iPhone® hearing instrument and supports Bluetooth® Low Energy (BLE) at

2.4 GHz. Sophisticated features work together for seamless and boundless adaptation to listening environments. The miniRITE T is available with the miniFit system, which includes four power levels and a wide variety of domes and custom molds.

60-SPEAKER



ZR 9|7|5|3|1 MNR T

85-SPEAKER



ZR 9|7|5|3|1 MNR T

100-SPEAKER



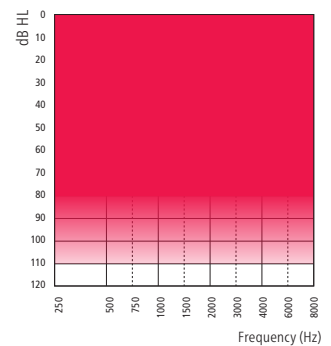
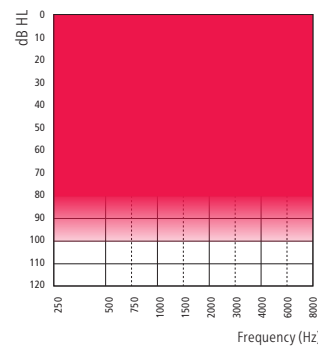
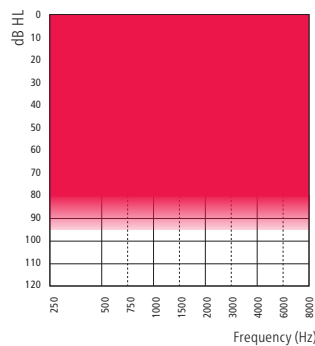
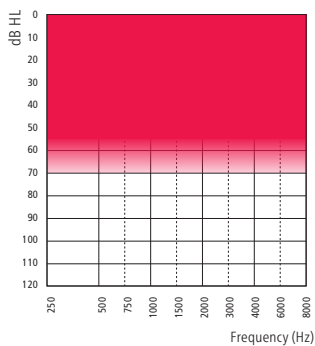
ZR 9|7|5|3|1 MNR T

105-SPEAKER



ZR 9|7|5|3|1 MNR T

Made for
Apple iPhone | iPad | iPod



Technical Features

- 312 size battery
- Double push button
- Telecoil
- Auto Telephone (detection)
- miniFit speakers
- Hydrophobic coating
- IP68 rated

Zerena is compatible with iPhone X, iPhone 8 Plus, iPhone 8, iPhone 7 Plus, iPhone 7, iPhone SE, iPhone 6s Plus, iPhone 6s, iPhone 6 Plus, iPhone 6, iPhone 5s, iPhone 5c, iPhone 5, 9.7-inch iPad Pro, 12.9-inch iPad Pro, iPad Air 2, iPad Air, iPad (4th generation), iPad mini 4, iPad mini 3, iPad mini 2, iPad mini, and iPod touch (5th and 6th generation). Devices must be running iOS 9.3 or later. For information on compatibility, please visit www.bernafon.com/products/accessories.

Apple, the Apple logo, iPhone, iPad, iPod touch, and Apple Watch are trademarks of Apple Inc., registered in the U.S. and other countries. App Store is a service mark of Apple Inc. Android, Google Play, and the Google Play logo are trademarks of Google LLC.

The Bluetooth® word mark and logos are registered trademarks owned by the Bluetooth SIG, Inc. and any use of such marks by William Demant Holding A/S is under license. Other trademarks and trade names are those of their respective owners.

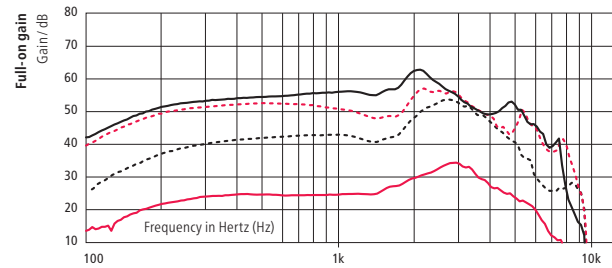
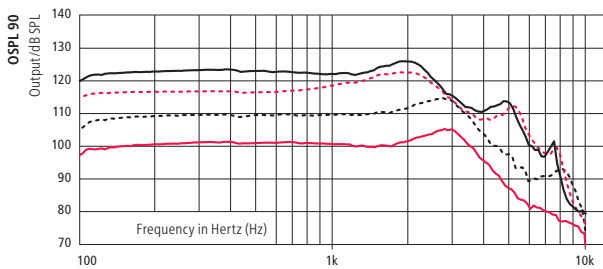
Connectivity Features

- 2.4 GHz stereo streaming
- EasyControl-A app (for iOS and Android™)
- RC-A (remote control)
- TV-A (TV adapter)
- FittingLINK 3.0 (wireless programming interface)
- SoundClip-A

ZERENA 9

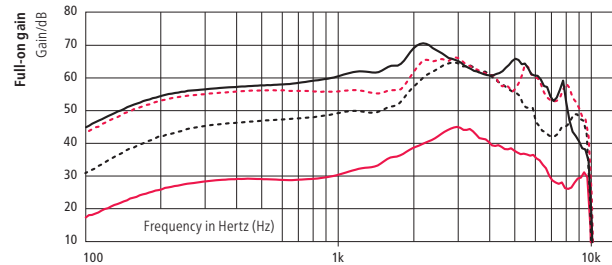
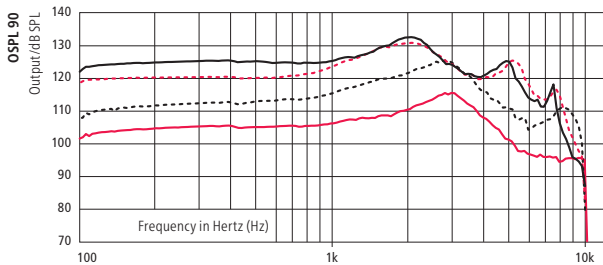
- 60-Speaker
- - - 85-Speaker
- - - 100-Speaker
- 105-Speaker

2CC COUPLER



	60-SPEAKER	85-SPEAKER	100-SPEAKER	105-SPEAKER
OSPL90, Peak (dB SPL)	105	115	123	126
OSPL90, 1600 Hz (dB SPL)	100	111	122	124
OSPL90, HFA (dB SPL)	101	112	120	122
Full-on Gain, Peak (dB)	34	54	57	63
Full-on Gain, 1600 Hz (dB)	27	42	48	57
Full-on Gain, HFA (dB)	28	46	52	57
Reference Test Gain (dB)	25	34	43	45
Quiescent Current (mA)	1.5	1.5	1.6	1.6
Operating Current (mA)	1.6	1.7	1.8	1.7
Battery Size	312	312	312	312
Distortion 500/800/1600 Hz (%)	<2/<2/<2	<2/<2/<2	<2/<2/<2	<2/<2/<2
Frequency Range (Hz)	100-7900	100-6900	100-8700	100-7700
Equivalent Input Noise ¹⁾ dB(A)	19	20	17	16
Telecoil 1 mA/m 1600 Hz, IEC (dB SPL)	59	73	79	87
Telecoil HFA SPLITS (dB SPL)	75	83	91	95

EAR SIMULATOR



	60-SPEAKER	85-SPEAKER	100-SPEAKER	105-SPEAKER
OSPL90, Peak (dB SPL)	115	126	131	133*
OSPL90, 1600 Hz (dB SPL)	108	120	130	130
OSPL90, HFA (dB SPL)	-	-	-	-
Full-on Gain, Peak (dB)	45	64	66	70
Full-on Gain, 1600 Hz (dB)	36	51	56	63
Full-on Gain, HFA (dB)	-	-	-	-
Reference Test Gain (dB)	29	44	49	55
Quiescent Current (mA)	1.5	1.6	1.6	1.5
Operating Current (mA)	1.5	1.6	1.6	1.6
Battery Size	312	312	312	312
Distortion 500/800/1600 Hz (%)	<2/<2/<2	<2/<2/<2	<6/<2/<2	<2/<2/<3
Frequency Range (Hz)	-	-	-	-
Equivalent Input Noise ¹⁾ dB(A)	20	24	21	17
Telecoil 1 mA/m 1600 Hz, IEC (dB SPL)	68	80	86	94

¹⁾ Technical data measured with expansion, corresponding to the test box measurement settings.

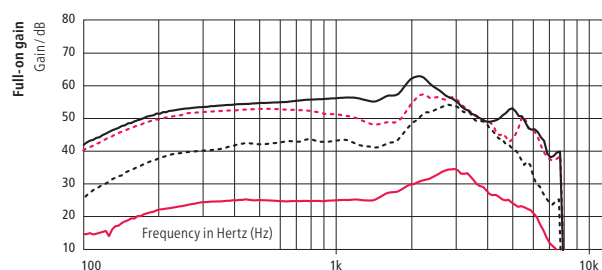
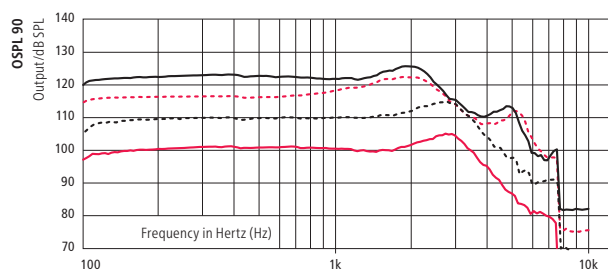
"2cc" refers to a coupler according to IEC 60318-5:2006. "Ear simulator" refers to a coupler according to IEC 60318-4:2010. Applied versions: IEC 60118-0 /A1:1994, IEC 60118-1 /A1:1998, IEC 60118-7: 2005, ANSI S3.22: 2014, IEC 60118-0:2015.

Full-on gain is measured with the gain control of the hearing aid set to its full-on position minus 20 dB and with an input SPL of 70 dB. This is to obtain a gain response equal to the full-on gain response from e.g. IEC 60118-0+A1:1994 but without influence of feedback.

* Special care should be taken when fitting and using a hearing instrument with maximum sound pressure capability in excess of 132 dB SPL (IEC 60318-4) since there may be a risk of impairing the remaining hearing of the hearing instrument user.

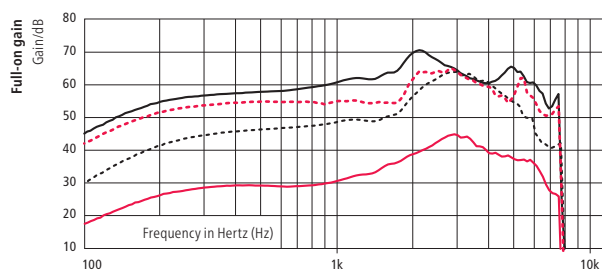
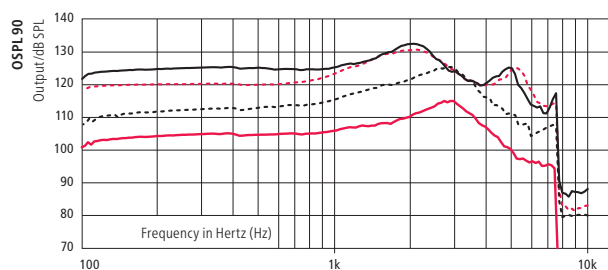
— 60-Speaker
 - - - 85-Speaker
 - - - 100-Speaker
 — 105-Speaker

2CC COUPLER



	60-SPEAKER	85-SPEAKER	100-SPEAKER	105-SPEAKER
OSPL90, Peak (dB SPL)	105	115	123	126
OSPL90, 1600 Hz (dB SPL)	100	111	122	124
OSPL90, HFA (dB SPL)	101	112	120	122
Full-on Gain, Peak (dB)	34	54	57	63
Full-on Gain, 1600 Hz (dB)	27	42	48	57
Full-on Gain, HFA (dB)	28	46	52	57
Reference Test Gain (dB)	24	34	43	45
Quiescent Current (mA)	1.5	1.5	1.6	1.6
Operating Current (mA)	1.6	1.7	1.8	1.7
Battery Size	312	312	312	312
Distortion 500/800/1600 Hz (%)	<2/<2/<2	<2/<2/<2	<2/<2/<2	<2/<2/<2
Frequency Range (Hz)	100-7700	100-6900	100-7700	100-7700
Equivalent Input Noise ¹⁾ dB(A)	18	19	18	16
Telecoil 1 mA/m 1600 Hz, IEC (dB SPL)	60	73	79	87
Telecoil HFA SPLITS (dB SPL)	75	83	91	95

EAR SIMULATOR



	60-SPEAKER	85-SPEAKER	100-SPEAKER	105-SPEAKER
OSPL90, Peak (dB SPL)	115	126	131	133*
OSPL90, 1600 Hz (dB SPL)	108	120	130	130
OSPL90, HFA (dB SPL)	-	-	-	-
Full-on Gain, Peak (dB)	45	64	66	70
Full-on Gain, 1600 Hz (dB)	36	51	55	63
Full-on Gain, HFA (dB)	-	-	-	-
Reference Test Gain (dB)	29	44	48	55
Quiescent Current (mA)	1.5	1.6	1.6	1.5
Operating Current (mA)	1.5	1.6	1.6	1.6
Battery Size	312	312	312	312
Distortion 500/800/1600 Hz (%)	<2/<2/<2	<2/<2/<2	<5/<3/<2	<2/<2/<3
Frequency Range (Hz)	-	-	-	-
Equivalent Input Noise ¹⁾ , dB(A)	22	24	23	20
Telecoil 1 mA/m 1600 Hz, IEC (dB SPL)	69	81	86	93

1) Technical data measured with expansion, corresponding to the test box measurement settings.

"2cc" refers to a coupler according to IEC 60318-5:2006. "Ear simulator" refers to a coupler according to IEC 60318-4:2010. Applied versions: IEC 60118-0 /A1:1994, IEC 60118-1 /A1:1998, IEC 60118-7: 2005, ANSI S3.22: 2014, IEC 60118-0:2015.

Full-on gain is measured with the gain control of the hearing aid set to its full-on position minus 20 dB and with an input SPL of 70 dB. This is to obtain a gain response equal to the full-on gain response from e.g. IEC 60118-0+A1:1994 but without influence of feedback.

* Special care should be taken when fitting and using a hearing instrument with maximum sound pressure capability in excess of 132 dB SPL (IEC 60318-4) since there may be a risk of impairing the remaining hearing of the hearing instrument user.

FEATURE OVERVIEW

	ZERENA 9	ZERENA 7	ZERENA 5	ZERENA 3	ZERENA 1
DECS™ (Dynamic Environment Control System™)				-	-
Dynamic Noise Management™					
Dynamic Directionality	High / Medium focus	Medium focus	Medium focus	Low focus	Low focus
Dynamic Noise Reduction	4 Settings	4 Settings	3 Settings	●	●
Dynamic Amplification Control™					
Speech in Noise	6 Settings	4 Settings	2 Settings	-	-
Comfort in Noise	4 Settings	2 Settings	-	-	-
Dynamic Speech Processing™					
ChannelFree™	●	●	●	●	●
Speech Cue Priority™	●	●	●	●	●
SPEECH					
Low Frequency Enhancer	●	●	●	●	●
Frequency Composition™	●	●	●	●	-
COMFORT					
Binaural Noise Manager	●	●	-	-	-
Adaptive Feedback Canceller	●	●	●	●	●
Transient Noise Reduction	4 options	3 options	3 options	●	-
Wind Noise Manager	●	●	●	●	●
Dynamic Range Extender	●	-	-	-	-
Soft Noise Management	●	●	●	●	●
PROCESSING					
Frequency Bandwidth	10 kHz	8 kHz	8 kHz	8 kHz	8 kHz
Fitting Bands	16	14	12	10	8
DIRECTIONALITY CONTROLS					
Fixed Dir	●	●	●	●	●
Fixed Omni	●	●	●	●	●
True Directionality™	●	-	-	-	-
INDIVIDUALIZATION					
Program Options/Memories	14/4	13/4	13/4	10/4	10/4
Binaural Coordination: VC, Program Change, Mute	●	●	●	●	●
Automatic Adaptation Manager	●	●	●	●	●
Transition Level	3 options	3 options	2 options	-	-
Data Logging	●	●	●	●	●
Tinnitus SoundSupport	●	●	●	●	●

Zerena MNR T can be programmed with Oasis^{next} 2018.2 or higher

Operating Conditions

- Temperature: +1°C to +40°C
- Humidity: 5 % to 93 %, non-condensing

Storage and Transportation Conditions

- Temperature and humidity shall not exceed the below limits for extended periods during transportation and storage:
- Temperature: -25°C to +60°C
 - Humidity: 5 % to 93 %, non-condensing



Manufacturer:
Bernafon AG
Morgenstrasse 131
3018 Bern
Switzerland
www.bernafon.com

**Local Manufacturer
& Distributor:**
Bernafon Canada
500 Trillium Drive, Unit 15
Kitchener, ON, N2R 1A7
www.bernafon.ca



Waste from electronic equipment must be handled according to local regulations.

CE 0543